



The Benchmark mode for the IXL Flex Diagnostic allows you to get all the benefits of a nationally normed benchmark assessment but in a flexible, lightweight format.

- Get accurate data on students' grade-level proficiency in key strands
- Compare students' performance to national peers
- Meet each student's needs with personalized learning plans
- Track progress over time

Steps to successful implementation



Set up a
Benchmark at
the beginning of
the year



Use Benchmark
insights for
planning and
instruction



Check student
progress with
a mid-year
Benchmark



Create a
Benchmark to
get year-end data



Set up a Benchmark in the fall

Create a Benchmark window at the beginning of the school year to understand where students are starting at.

- **Create a Benchmark window:**

The primary administrator for your IXL account can set up the Benchmark from their Settings page. You can customize:

- Start and end date of the Benchmark window
- Subject/s to assess (math and/or ELA)
- Grade levels to assign the Benchmark to
- Name of the Benchmark (e.g. "Fall benchmark - 5th grade")



Back
Create a Flex Benchmark window

NAME Flex Benchmark 1
SUBJECTS Math, ELA
DATE RANGE Mar 3, 2025 - Mar 10, 2025

GRADE LEVELS
Grades PK - 12

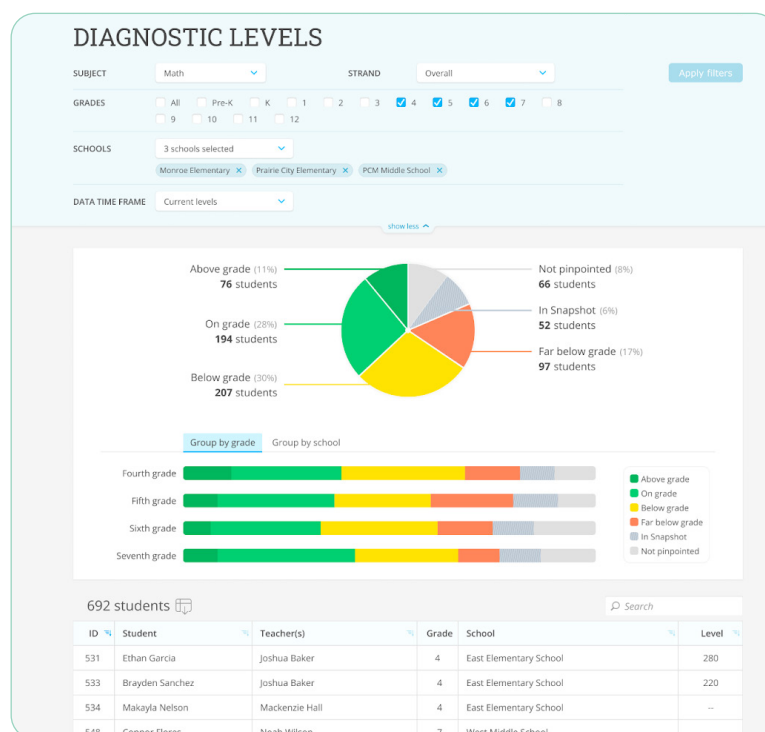
Create math & ELA Flex Benchmark for students in grades PK - 12.
Cancel Create

- Have teachers guide students to complete the Benchmark

Share [this guide](#) with teachers to help them understand their role in facilitating the Benchmark.

- Monitor completion of the Benchmark

Visit your Diagnostic Levels report to check whether students have finished their Benchmark, and follow up with schools and teachers as needed.



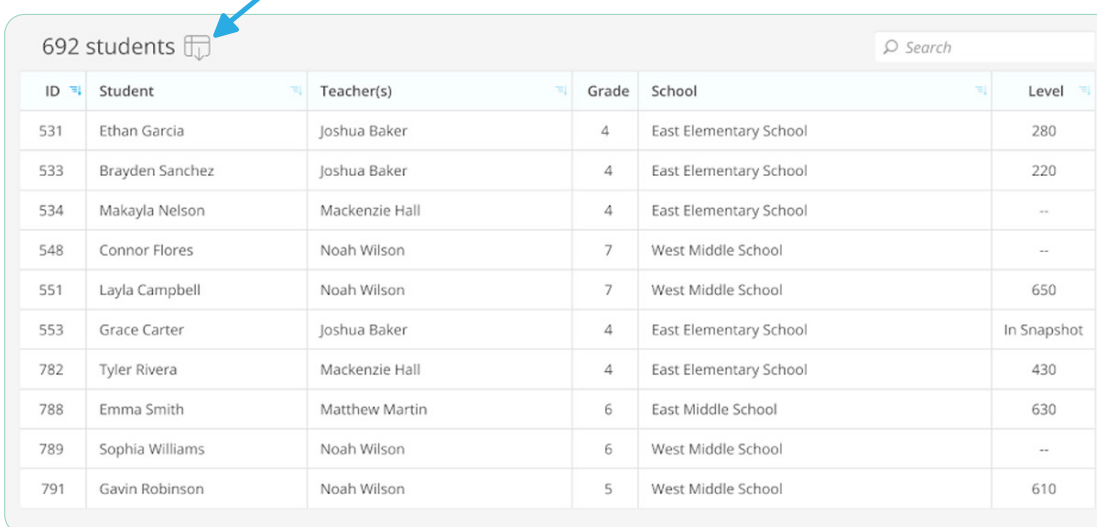
2

Use Benchmark insights for planning and instruction

Insights from the Benchmark can be used by both you and your teachers to make decisions about how to help students grow.

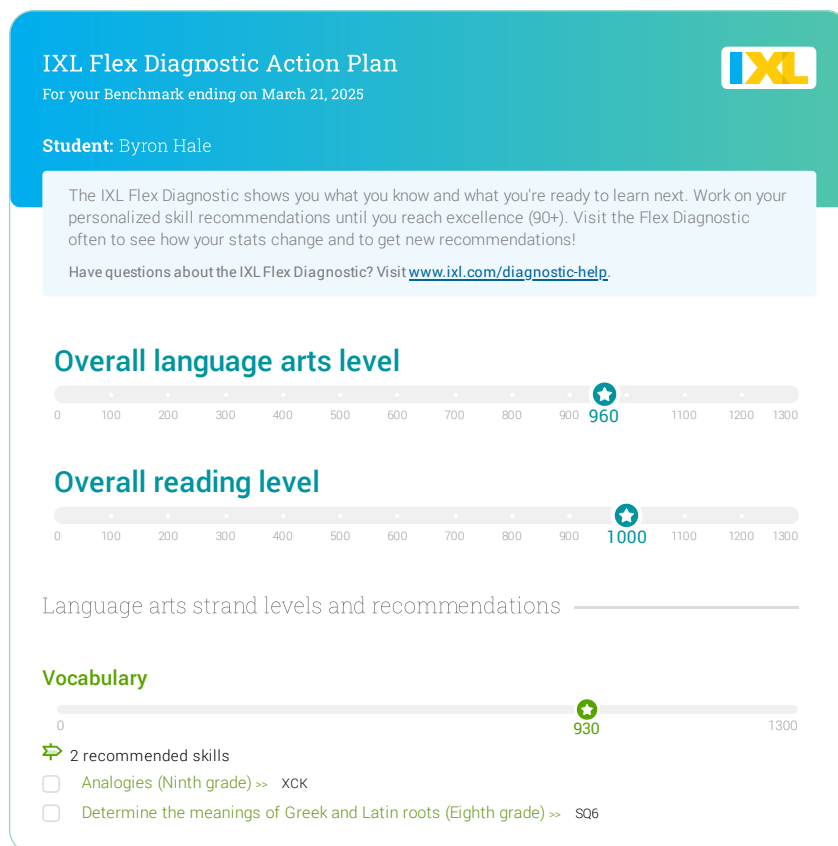
- **Leverage district-/school-wide data:**

- After the Benchmark window closes, visit your Diagnostic Levels report to quickly see whether students across your district/school are currently on, above, or below grade level. You can also download the assessment data as a .csv file (by clicking the export icon at the top of the report).



ID	Student	Teacher(s)	Grade	School	Level
531	Ethan Garcia	Joshua Baker	4	East Elementary School	280
533	Brayden Sanchez	Joshua Baker	4	East Elementary School	220
534	Makayla Nelson	Mackenzie Hall	4	East Elementary School	--
548	Connor Flores	Noah Wilson	7	West Middle School	--
551	Layla Campbell	Noah Wilson	7	West Middle School	650
553	Grace Carter	Joshua Baker	4	East Elementary School	In Snapshot
782	Tyler Rivera	Mackenzie Hall	4	East Elementary School	430
788	Emma Smith	Matthew Martin	6	East Middle School	630
789	Sophia Williams	Noah Wilson	6	West Middle School	--
791	Gavin Robinson	Noah Wilson	5	West Middle School	610

- The IXL Flex Diagnostic is nationally normed in grades K-8. Compare your K-8 students' Benchmark scores with the [national norms tables](#) to see how they're performing against the national averages of students using IXL.
- Use the insights to identify areas for improvement and hold data-driven conversations with stakeholders.
- **Help teachers use insights for differentiated instruction:**
 - Using insights from the diagnostic, IXL creates a Diagnostic action plan for each student.
 - The action plan guides students to the specific IXL skills that will help fill their knowledge gaps and build on their existing knowledge.



- Encourage teachers to use the action plans to accelerate growth for each student
 - Have students click directly on their recommended IXL skills to start closing gaps and making progress right away.
- Share [this guide](#) with teachers to help them understand how to interpret and use the action plans.

3

Check student progress with a mid-year Benchmark

Set up another Benchmark midway through the year to understand whether students are demonstrating adequate progress.


Students will receive updated action plans, which they can use to continue growing from where they are.

4

Create a Benchmark to get year-end data

Near the end of the year, have students complete a final Benchmark.

- **For grade levels that will be taking a state assessment**, set up the Benchmark about one month prior to the test date, which will allow you and your teachers to evaluate students' readiness for the exams and adjust instruction accordingly.
- **For non-tested grade levels**, set up the Benchmark for a few weeks before the end of the school year. Review the insights to understand the progress students have made.



Optional: Use the IXL Diagnostic in Real-Time mode as an instructional diagnostic

The IXL Diagnostic is flexible: In addition to district-/school-wide benchmarking, it can provide immediate insights that support your teachers' daily instruction.

- Between Benchmarks, teachers can use the IXL Diagnostic in Real-Time mode at any time to get more frequent data on their students' knowledge.
- It takes as little as 10 minutes a week to maintain students' levels and receive updated action plans.
- These up-to-date overall and strand levels help teachers make better decisions about how to differentiate instruction, plan for small-group instruction, and help students close knowledge gaps efficiently.

Share this 3-step [implementation guide](#) or [video](#) with your teachers to show them how to leverage diagnostic insights throughout the year!